


Twin Hills ASA Fastpitch Softball



Basic Score Keeping



Topics that we will cover

- ❖ **Twinhills Softball League scorekeeper's duties**
- ❖ **Position designations and abbreviations**
- ❖ **Ways of reaching base**
- ❖ **Outs**
- ❖ **Score Example**



SCORE KEEPER'S DUTIES

- ❖ The home team is the Official Scorekeeper
- ❖ Obtain respective scorebook from duty board member
- ❖ Prior to game commencement, identify themselves to the game umpire and opposing team manager
- ❖ Fill out score sheet completely and legibly for both teams
 - ❖ Use only one score sheet per game
- ❖ Keep track of pitchers and innings pitched for both teams
- ❖ At completion of game, obtain Home team manager, Opposing team manager, and the Umpire signature(s) on score sheet
- ❖ Turn in completed scorebook to duty board member



STARTING OFF THE GAME

- **Prior to game start**
 - **Obtain a copy of the visiting teams batting line-up**
 - **Provide a copy of your line-up to Opposing team scorekeeper**

- **Identify yourself to the Umpire and Opposing team Manager**

- **Complete the score sheet basic information**



SCORE SHEET

The score sheet is a grid-based form for recording game statistics. It includes sections for:

- Game Information:** PLAYERS (NO, LAST, FIRST, S), VS, DATE (TIME), PLACE, COND. SCORER (AB, R, H, RBI, SO, BB, E).
- Inning Record:** A grid for 9 innings, with columns for runs, hits, errors, and total for each team.
- Player Statistics:** Columns for AB, R, H, RBI, SO, BB, E for each player.
- Pitching Statistics:** PITCHERS, TOTALS (W, L, IP, AB, R, H, SO, BB, ER), PITCHES BY INNING (1-9, TOTAL).
- Final Score:** FINAL SCORE.
- Signatures:** UMPIRE, SIGNATURES, RECORDER.
- Game Notes:** GAME NOTES, TEAM TIME OUTS.

- Maintained in respective Division Score Books, along with blank sheets and a pouch containing:
 - Pencils (grey/red)
 - Pencil sharpener
- One score sheet per game
 - Visiting Team on front page
 - Home Team on back page



SCORE SHEET FRONT SIDE (cont)

PLAYERS			P O S	VS					DATE	PLACE		COND. SCORER								
NO	LAST	FIRST		1	2	3	4	5	TIME	6	7	8	9	AB	R	H	RB	SO	BB	E
6	7																			
SUB																				
SUB			BB HP SAC	BB HP SAC	BB HP SAC	BB HP SAC	BB HP SAC	BB HP SAC	BB HP SAC	BB HP SAC	BB HP SAC	BB HP SAC	BB HP SAC							

- ① Visiting Team Name
- ② Home Team Name
- ③ Date of game mm/dd/yy (08/01/10)
- ④ Game Start Time
- ⑤ Game Stop Time
- ⑥ Players jersey number
- ⑦ Players name (first or last) If more than one same name, name and an initial

Same Information on Back page for Home Team



SCORE SHEET (cont)

Visitors Team Scores Per Inning

		1	2	3	4	5	6	7	8	9
INNING TOTALS = Unshaded Areas	RUNS	●	●	R	R	R	R	R	R	R
	HITS	H	H	H	H	H	H	H	H	H
RUNNING TOTALS = Shaded Areas	ERRORS	E	E	E	E	E	E	E	E	E
	L.O.B.	LOB	LOB	LOB	LOB	LOB	LOB	LOB	LOB	LOB
	E.R.	ER	ER	ER	ER	ER	ER	ER	ER	ER

Visiting Team Run Totals

Same Information on Back page for Home Team



SCORE SHEET (cont)

FINAL SCORE OF GAME

LOB	LOB	LOB	LOB	LOB	LOB	AT BA	RUNS	HITS	RBI's	SO	BB/BI	ERRC		
ER	ER	ER	ER	ER	ER									
2	3	4	5	6	7	8	9	TOTAL	FINAL SCORE					
									9					
UMPIRE			SIGNATURES					RECORDER						

Place final score on front for Home team and the reverse page for Visiting team



ABBREVIATIONS

BB	Base on Balls (walk)	FC	Fielder's Choice
HP	Hit by Pitch	E	Error
SAC	Sacrifice	TE	Throwing Error
IFR	Infield Fly Rule	DTS	Dropped Third Strike
BK	Balk (Pitcher)	K/KS	Strike out by swinging
PP	Passed Pitch	⌵/KC	Strike out by looking
SB	Stolen Base	CS	Caught Stealing
F	Fly Ball	G	Grounder

Note: These are basic abbreviations. Additional ones can be used as long as they are self-explanatory or are defined at the bottom of the score sheet.



LINE-UP SHEETS

TEAM LINE-UP				
Team _____				
Coach _____ Date _____				
NO.	STARTING PLAYERS	POS.	NO.	SUBSTITUTES
1				
2				
3				
4				
5				
6				
7				
8				
9				
10				
11				
12				
13				
14				
15				
16				

- Score cards/sheets come in all shapes and designs
- Basic player information is provided
 - Players jersey numbers
 - Playing position
- At Twin Hills we play straight 9 or complete line-up
- Missing players will be listed with a note as to why
 - Work, Sick, Injured
- Comes in triple/quad copies
 - 1 copy – Umpire (Top)
 - 1 copy - Home Team Score Keeper (2nd)
 - 1 copy - Opposing Team Score Keeper (Yellow)

LINE-UP SHEET/CARD



TEAM LINE-UP

Team DREAM WEAVERS

Coach JOHN SMITH Date 08/12/10

	NO.	STARTING PLAYERS	POS.	NO.	SUBSTITUTES
1	4	Jannet B.	2		
2	1	Linda	4		
3	7	Jannet W.	6		
4	10	Becky	5		
5	3	Sabrint	9		
6	11	Kiki	5		
7	2	Tonyah	3		
8	9	Belinda	8		
9	5	Jackie	1		
10	6	Maria			
11	13	Rachiel			
12	8	Kennie			
13	12	Patty			
14					
15					
16					

- Sample of a complete line-up sheet/card
 - All team members are available

LINE-UP SHEET/CARD

TEAM LINE-UP

Team DREAM WEAVERS

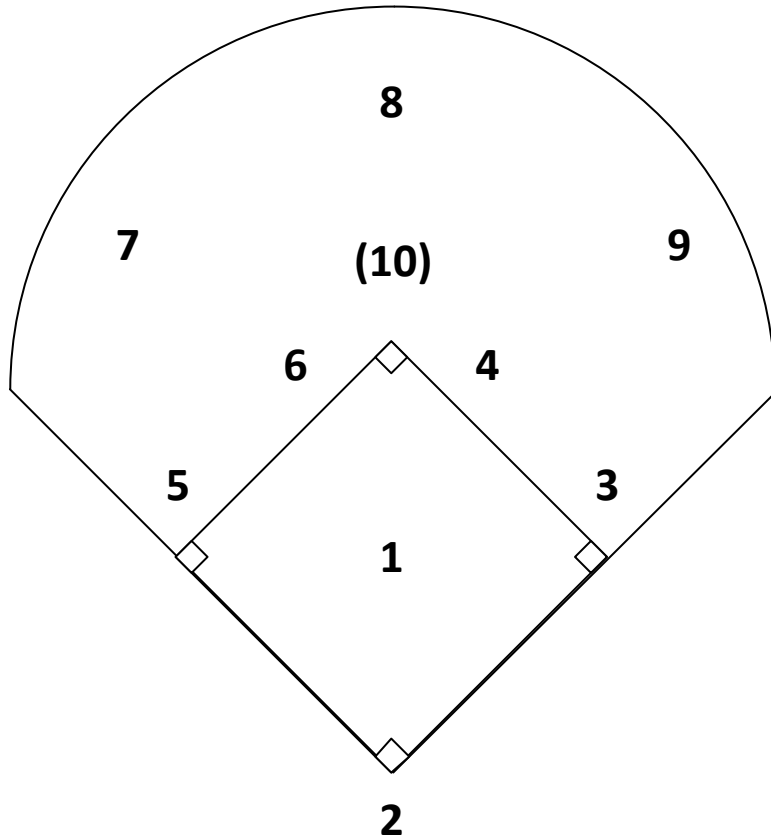
Coach JOHN SMITH Date 08/12/10

	NO.	STARTING PLAYERS	POS.	NO.	SUBSTITUTES
1	4	Jannet B.	2	6	Maria
2	1	Linda	4	13	Rachiel
3	7	Jannet W.	6		
4	10	Becky	5		
5	3	Sabrint	9		
6	11	Kiki	5		
7	2	Tonyah	3		
8	9	Belinda	8		
9	5	Jackie	1		
10					
11					
12					
13					
14					
15				8	Kennie (Injured)
16				12	Patty (Vacation)

- Sample of a straight 9 line-up sheet/card
 - Two team members are not available
- Substitute players must play a minimum of two complete innings.

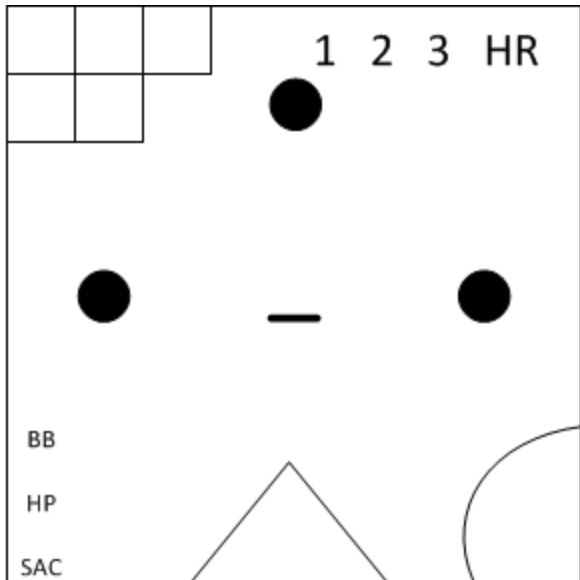


POSITION DESIGNATIONS



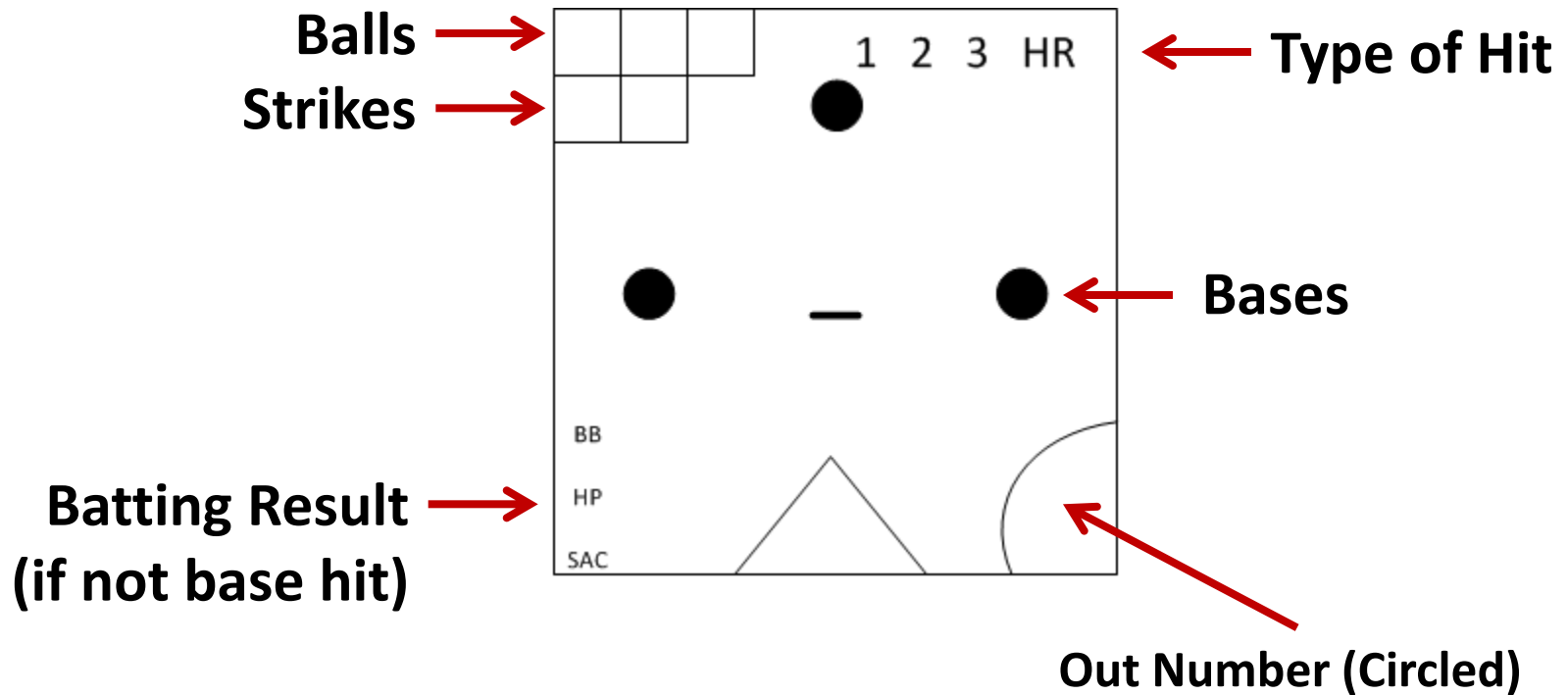
- 1** Pitcher
- 2** Catcher
- 3** 1st Base
- 4** 2nd Base
- 5** 3rd Base
- 6** Shortstop
- 7** Left Field
- 8** Center Field
- 9** Right Field
- 10** Roving Center Field

SCORE KEEPING BOX



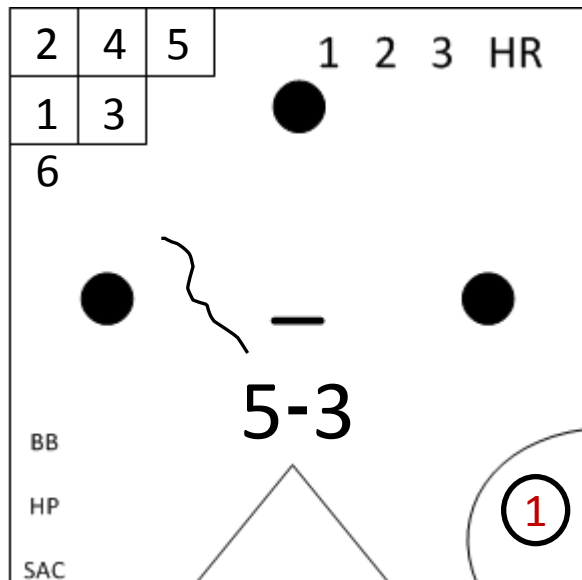
- The purpose of keeping an accurate game score book is to allow the ability to “replay” what took place during the game.
- Though there is no fast-set rule as to how the game will be recorded, you need to ensure it is self explanatory enough that it is easily understood by the average person viewing it.
- We will go through several “ways” of marking the score box.

SCORE KEEPING BOX (cont)



SCORE KEEPING BOX (cont)

- Sample of how to record variants of the score box.



- Scenario:

First pitch was a strike

Second pitch was a ball

Third pitch was a strike

Fourth and Fifth pitches were balls

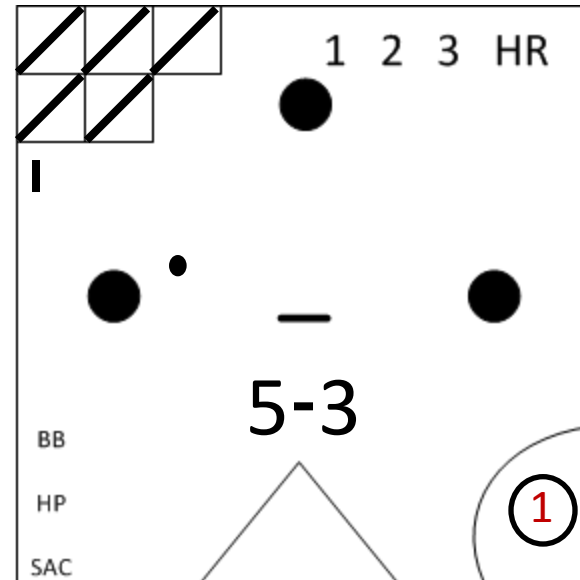
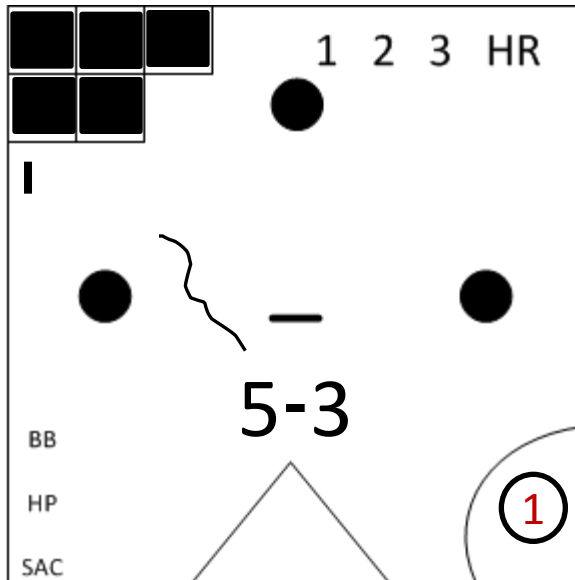
Six pitch was a foul

Seventh pitch was hit to third base, the third baseman through the ball to first for the out.

Some people like to draw a line or circle as to the path of the ball (not required)

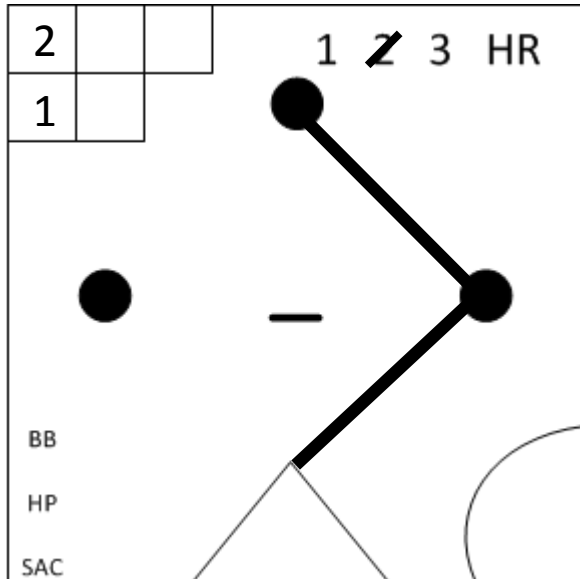
SCORE KEEPING BOX (cont)

- Some additional ways to record the same play



SCORE KEEPING BOX (cont)

- Sample of how to record variants of the score box.



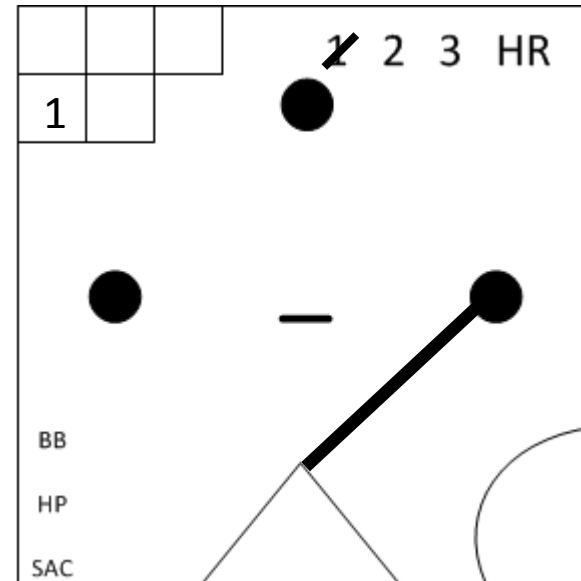
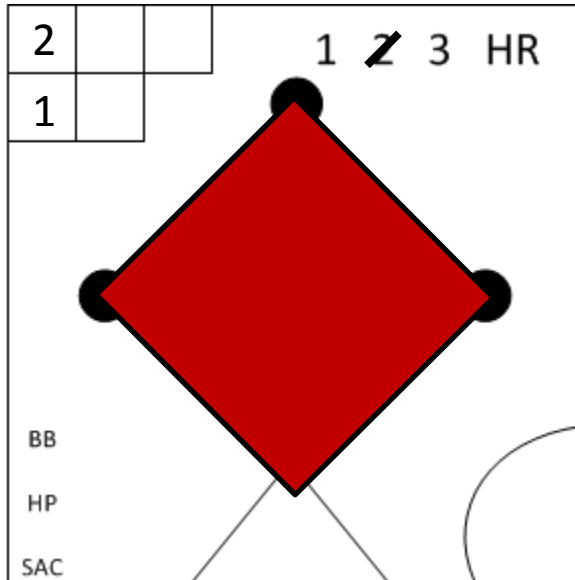
- Scenario:

First pitch was a strike

Second pitch was a ball

Third pitch was a hit for a double

SCORE KEEPING BOX (cont)

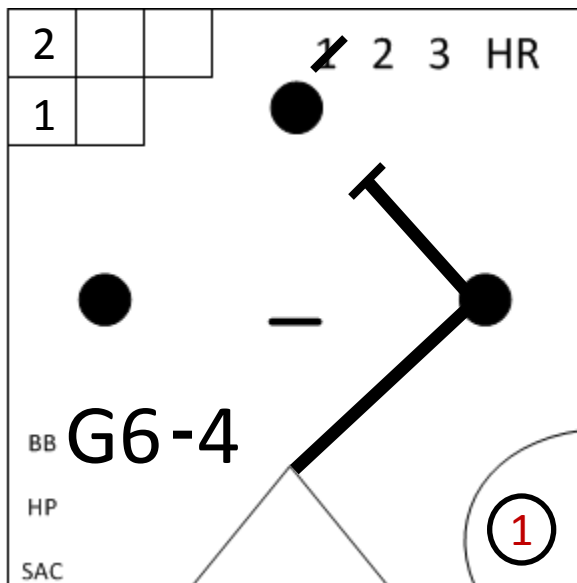


- **Scenario:**
Batter was on Second. Next batter hits a base hit that brings in the batter for a run.
- Grey/Color in a run, which makes it easier to visualize the runs of the game

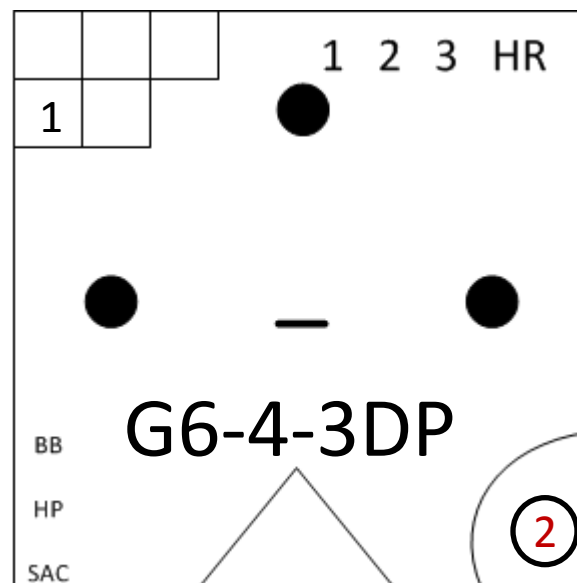


SCORE KEEPING BOX (cont)

DOUBLE PLAY



Batter was on First. Was thrown out, Shortstop to Second base



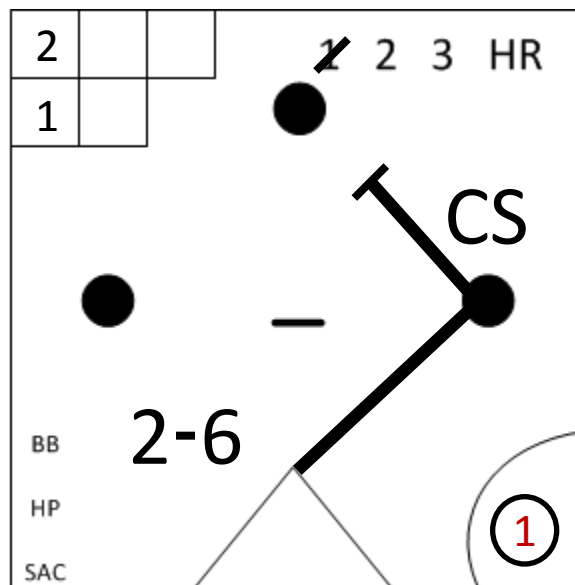
Batter was thrown out from Second base to First base for the Double Play

This is a good example of how to record a play that more than two defensive players are involved. Easy way to remember is to following the ball and record each defensive player that is involved with the play.



SCORE KEEPING BOX (cont)

Throw out on a steal attempt

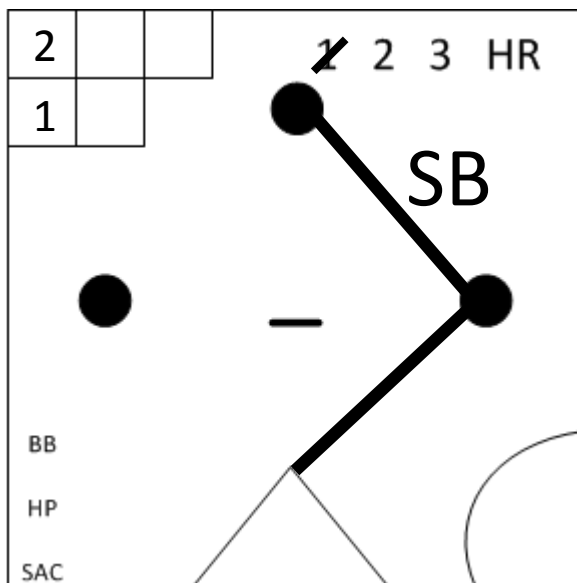


Throw out from Catcher to Short Stop

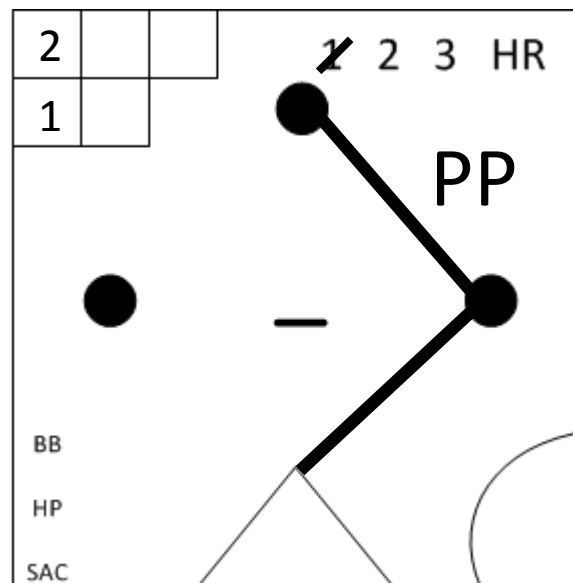


SCORE KEEPING BOX (cont)

Stolen Second base



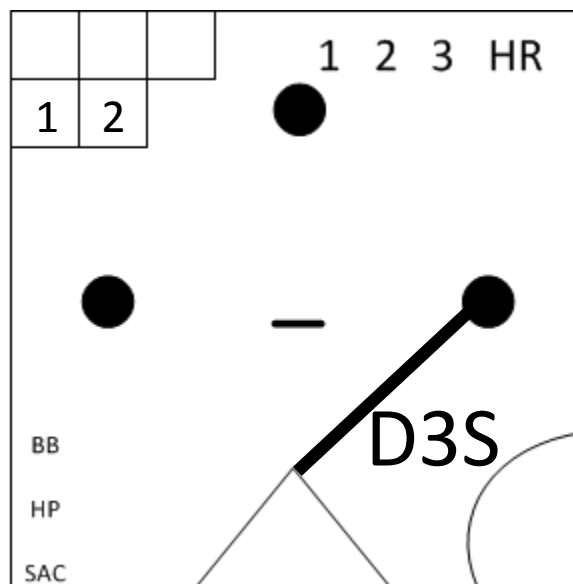
Advance to Second base by a Passed Pitch





SCORE KEEPING BOX (cont)

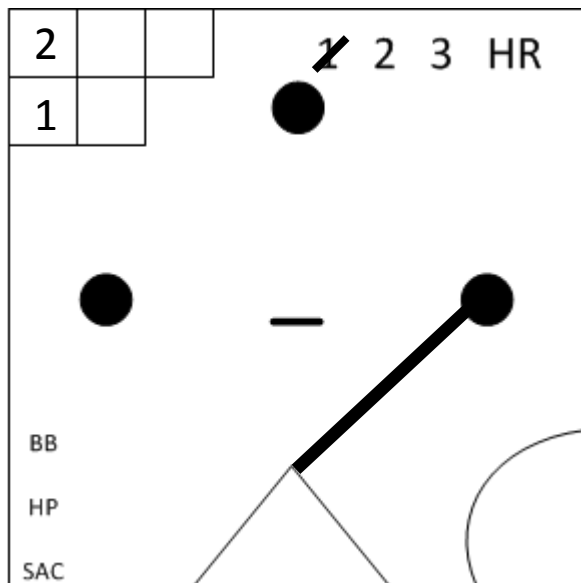
Advance to First base on a Dropped Third Strike



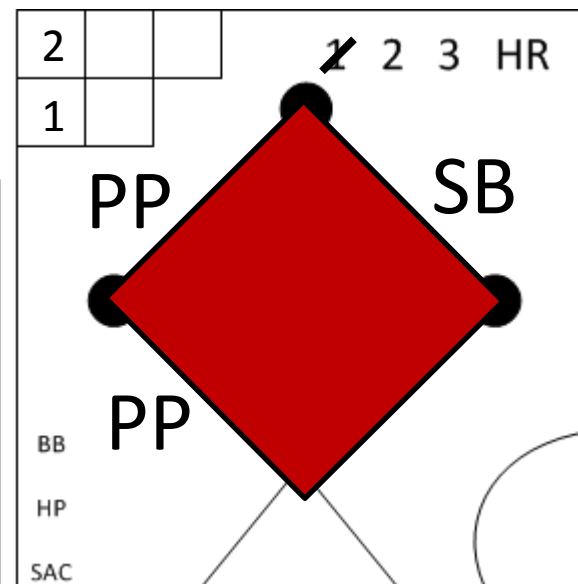


SCORE KEEPING BOX (cont)

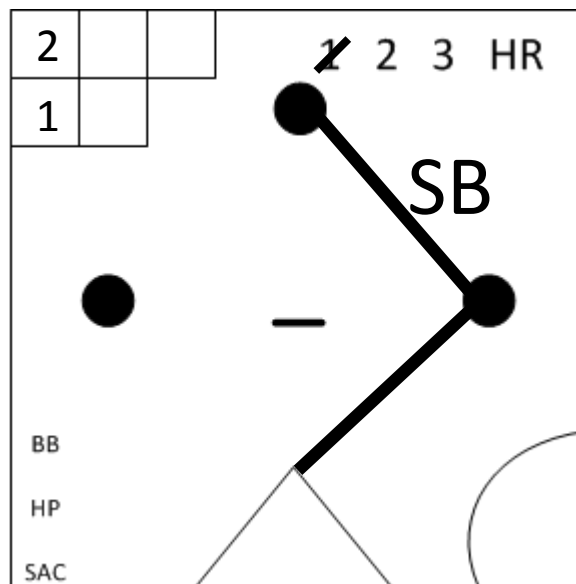
1 Base Hit



3 Advance to Third base on Passed Pitch



2 Stole Second base

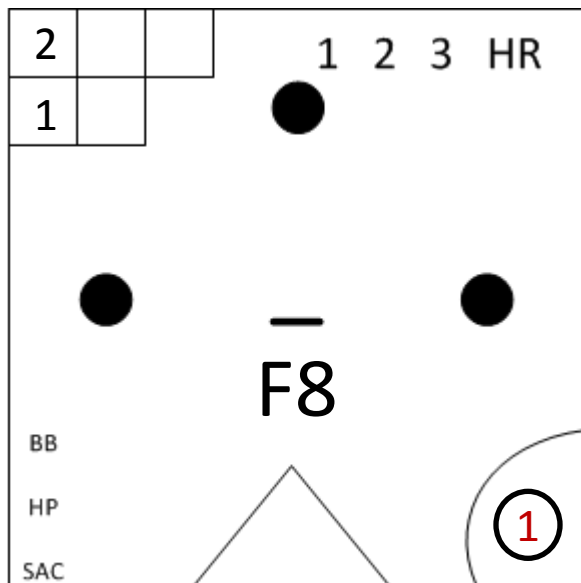


4 Scored on Passed Pitch

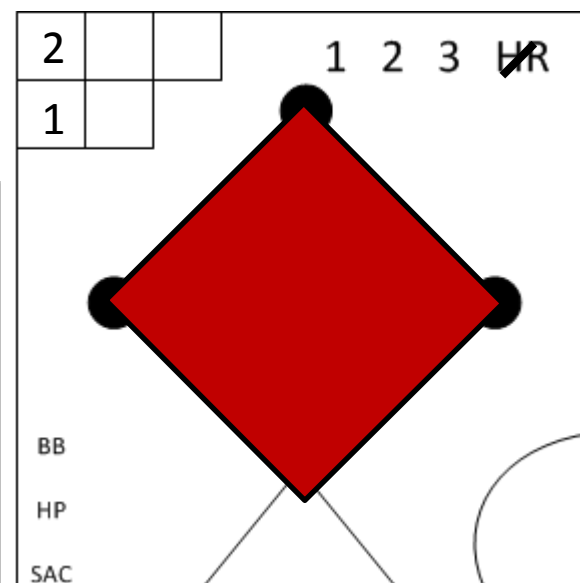


SCORE KEEPING BOX (cont)

Fly out to Center



Home Run

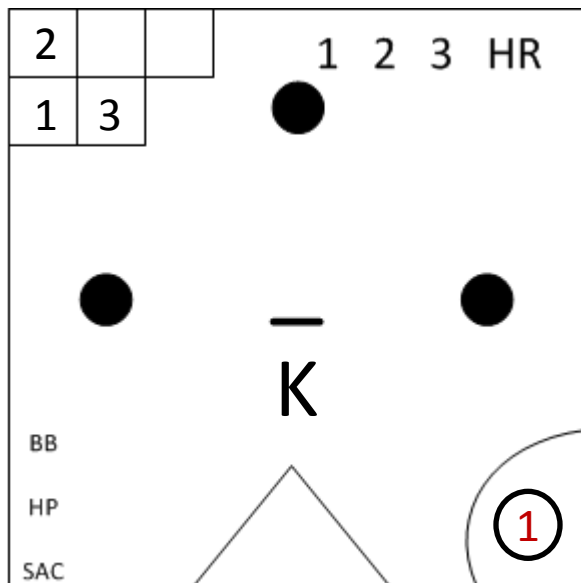


**Grounded to Second, thrown
out at First**

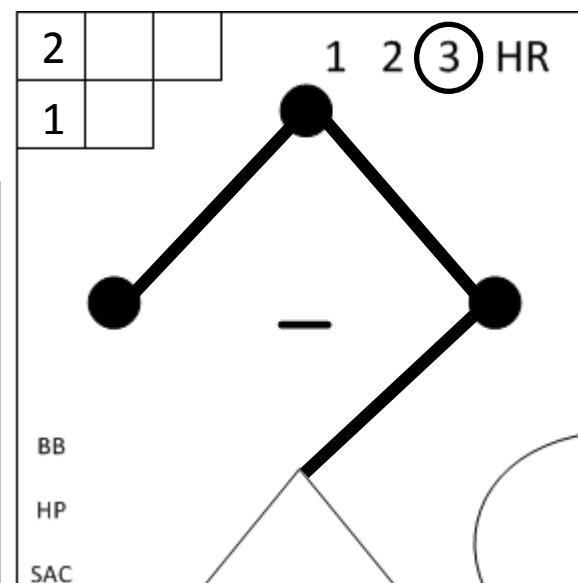


SCORE KEEPING BOX (cont)

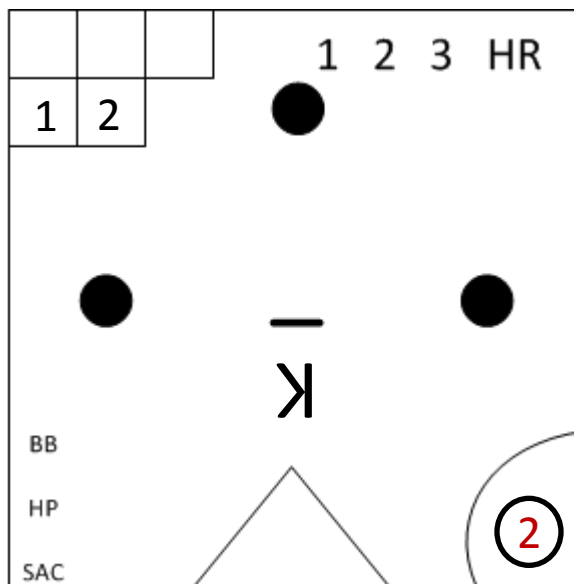
Stroke Out Swinging



Triple



Some People use
 KC – Strike Out Looking
 KS – Strike Out Swinging



Strike Out Looking



SCORE BOOK

PLAYERS	P	O	S	Dream Weaver VS Drifters		DATE	08/12/10	PLACE	COND.	SCORER	John Smith								
NO.	LAST	FIRST		1	2	3	4	5	6	7	8	9	AB	R	H	RUN	SO	BB	ER
4	Janet B.																		
1	Linda																		
7	Janet W.																		
10	Becky																		
3	Sabrint																		
11	Kiki																		
2	Tonyah																		
9	Belinda																		
5	Jackie																		
6	Maria																		
13	Rachiel																		
8	Kennie																		
12	Patty																		
14																			
15																			

INNING TOTALS + Unshaded Areas	1	2	3	4	5	6	7	8	9	TOTAL
RUNS										
HITS										
ERRS										

PITCHERS	TOTALS	W	L	IP	AB	R	H	SO	BB	ER
5 Jackie										

PITCHES BY INNING	1	2	3	4	5	6	7	8	9	TOTAL
TOTAL										

UMPIRE	SIGNATURES	RECORDER

- Once three outs are recorded for the side, draw a line through the remaining players score boxes and draw an arrow
- At end of Game, obtain all of the required signatures and place the appropriate scores in the “FINAL SCORE” box for both teams
- Complete the Pitchers data for the game for both teams



KEEPING SCORE BOOK

- **Keep neat accurate records**
- **Use common abbreviations or notate at bottom any abbreviation that might not be understood**
- **Remember to advance the previous batter**
- **Remind your Manager to submit the game score on line.**
- **If you just keep the runs, outs, ball/strike count, runner's progress, and ensure game scores are submitted you've done your job.**



PRACTICE GAME

HOME TEAM: SNAPS

VISITING TEAM: POPS

GAME DATE: 08/22/10

GAME START: 1:00PM

BOTH TEAMS BATTING COMPLETE LINE-UP

COMPLETE SCORE BOXES FOR VISITORS SIDE ONLY

LINE-UP SHEET/CARD



TEAM LINE-UP

Team Snaps

Coach John Smith Date 08/22/10

	NO.	STARTING PLAYERS	POS.	NO.	SUBSTITUTES
1	4	Jannet B.	2		
2	1	Linda	4		
3	7	Jannet W.	6		
4	10	Becky	5		
5	3	Sabrint	9		
6	11	Kiki	5		
7	2	Tonyah	3		
8	9	Belinda	8		
9	5	Jackie	1		
10	6	Maria			
11	13	Rachiel			
12	8	Kennie			
13	12	Patty			
14					
15					
16					

TEAM LINE-UP

Team Pops

Coach Mike Johnson Date 08/22/10

	NO.	STARTING PLAYERS	POS.	NO.	SUBSTITUTES
1	2	Patricia	6		
2	5	Angelica	9		
3	9	Cassey	1		
4	11	Erin	7		
5	3	MuMu	4		
6	13	Shanna	5		
7	7	Billy	3		
8	4	Jacklen	8		
9	1	Milla	2		
10	6	Coco			
11	12	Twinkle			
12	8	Cantabe			
13	18	Mustin			
14					
15					
16					



PRACTICE GAME

FIRST INNING

- Patricia hits a single
- Angelica follows with a double, moving Patricia to second base
- Cassey strikes out swinging – 1st out
- Erin walks – bases loaded
- MuMu flies out to center, scoring Patricia – 2nd out
- Shanna hits one to the pitcher who throws to first – 3rd out



PRACTICE GAME

SECOND INNING

- Billy is hit by a pitch and goes to first
- Jacklen hits a triple, scoring Billy
- Milla hits one to second, second throws to first, Jacklen scores – 1st out
- Coco hits to shortstop who catches ball – 2nd out
- Twinkle strikes out looking – 3rd out



PRACTICE GAME

THIRD INNING

- Cantabe hits to third who throws to first – 1st out
- Mustin is walked
- Patricia hits to second who throws to shortstop (covering second), getting Mustin out – 2nd out
- Patricia is safe at first
- Cassey hits a home run
- Erin bunts, the catcher throws her out at first – 3rd out



PRACTICE GAME

FOURTH INNING

- **MuMu hits a single**
- **Shanna strikes out swinging – 1st out**
- **MuMu gets caught stealing second by the catcher – 2nd out**
- **Billy gets three strikes, catcher drops the pitch, catcher throws to first base. Billy is safe at first.**
- **Jacklen flies out to pitcher – 3rd out**



PRACTICE GAME

START OF FIFTH INNING

- Time runs out, no new inning after 1 hour 30 minutes.
- Game is complete and the time is 2:32
- Complete your score book for the game

(VISITORS SIDE ONLY)

Game 1

Eagles vs Twin Hills

DATE: 11/13
TIME: 9:30
PLACE: TWH

PLAYERS	POS	Eagles vs Twin Hills									COND SCORER											
		1	2	3	4	5	6	7	8	9	AB	R	H	RR	SO	B	E					
4 MADSON		4-3		5-3																		
7 RAE				FS																		
2 FELICIA		6-3																				
1 MARIANA SALWAH																						
6 EMMIE KISTA																						
7 KACLI																						
3 TAYLOR																						
8 KAYE																						
5 MARIAN EMILY																						
3 EMILY KISTA SALWAH																						
HITTING TOTALS - Unshaded Areas		PLAYS	1	1	0	1	0	1	2	3	5	0										
HITTING TOTALS - Shaded Areas		HTS	0	0	0	0	0	0	0	0	0	0										
		ERRORS	0	0	0	0	0	0	0	0	0											
		L.O.B.	0.00	0.00	0.00	0.00	0.00	0.00	0.00	0.00	0.00											
		E.S.	0.00	0.00	0.00	0.00	0.00	0.00	0.00	0.00	0.00											
PITCHERS		TOTALS	W	L	IP	AB	R	H	SO	BB	ER	LEADING HITTERS		AB	R	H	1	2	3	HR	RB	FINAL SCORE 8
16 - L.P. Emily																						
TOTALS																						
HOME		TEAM TIME OUTS		VISITORS		GAME NOTES																

PLAYERS		HOME	EAGLES VS TOWN HILLS		DATE	TIME	PLACE	COND.	SCORER												
LAST	FIRST	NO.	1	2	3	4	5	6	7	8	9	AB	R	H	HR	SO	BB	E			
12	TERESA		♦	♦	43	♦															
21	KANDIA																				
23	KC																				
10	SABRINA																				
4	JORDAN																				
22	KEITH																				
5	SHIRLEY																				
23	JULIA																				
10	ALISSA																				
HITTING TOTALS - Unclashed Area		PLAYS	0	1	3	4	2	6	0	0	3	9									
HITTING TOTALS - Clashed Area		ERRORS																			
TOTALS		TEAM TIME OUTS																			
LEADERS		TOTALS	W	L	IP	AB	R	H	SO	BB	ER	LEADING HITTERS		AB	R	H	T	S	HR	BB	
HOME		VISITORS		TOTALS		LEADING HITTERS		TOTALS		LEADING HITTERS		FINAL SCORE		9							
GAME NOTES		HOME		VISITORS		TOTALS		LEADING HITTERS		TOTALS		LEADING HITTERS		FINAL SCORE							